



SIMPLY EFFICIENT

VERSATILE, USABILITY, EFFICIENT & ROBUST
IF IT'S CRADLING, IT'S NAUTIPARK



QUICK PAD

5 mT

PARKUP EVO

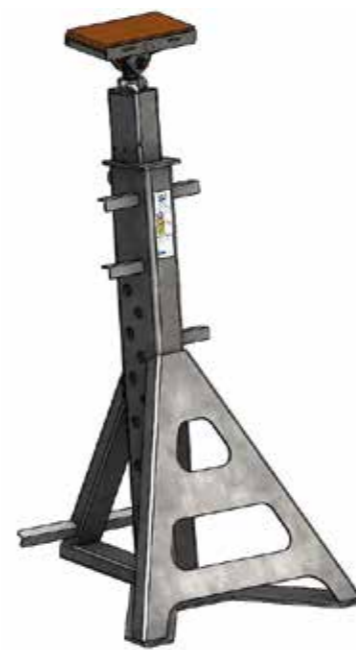
5 / 6 / 10 mT

WUM


20 mT

WORKUP


10 / 20 mT




100 %  


+ 700 boats

in the database
of cradling solutions


+ 98 %

of the world's leisure boats can be cradled
with 2 models of NAUTIPARK cradles


+ 50 %

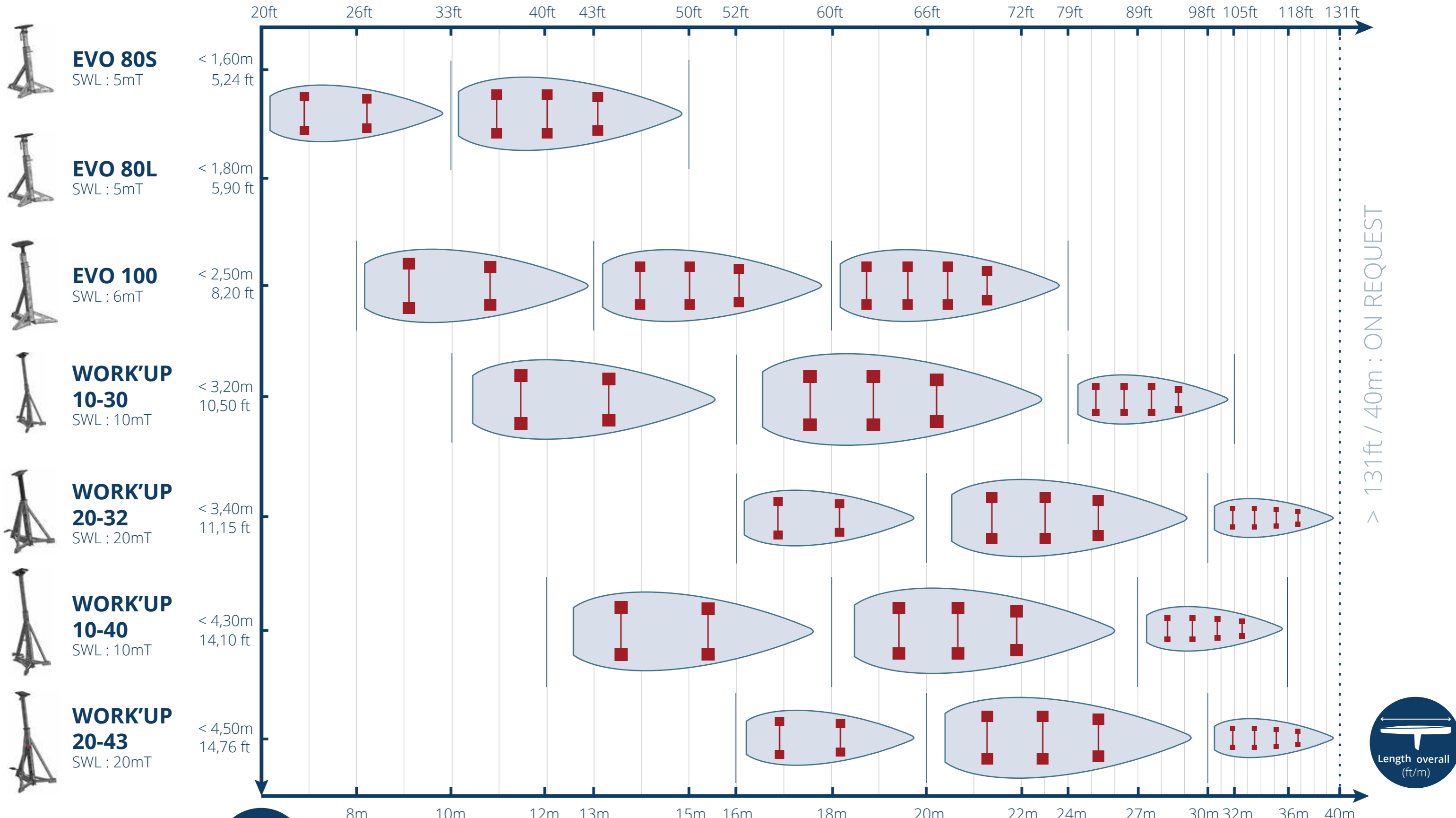
time saved
in cradling and handling


100%

safety & comfort
for people and boats


100%

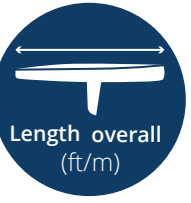


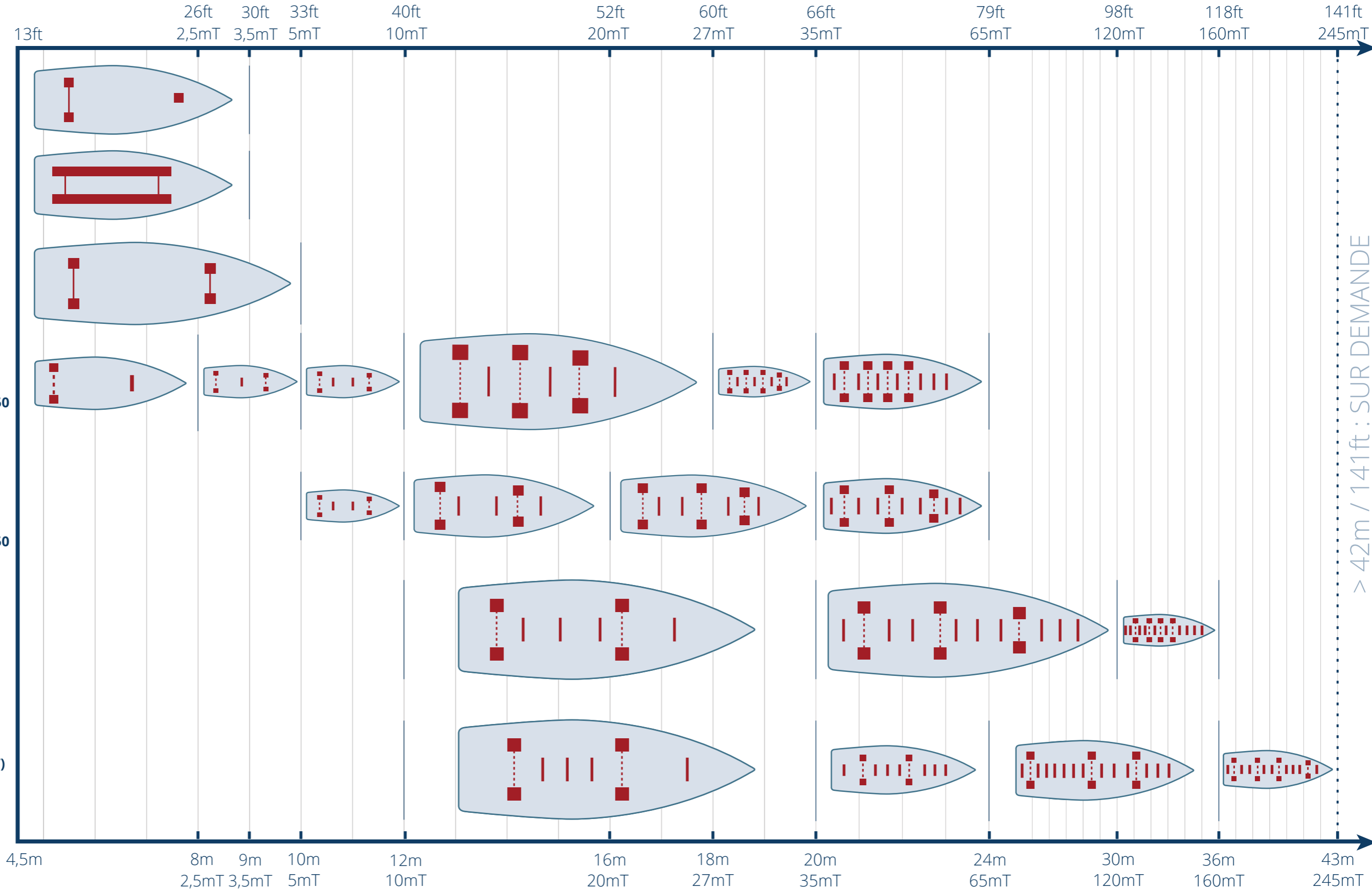



> 131ft / 40m : ON REQUEST



When a sailboat have any sail set (main sail, front sail, ...) add 2 stands more. On sailboat crossbar or sling between 2 opposite stands is mandatory. Respect the angle pads instructions. Stands & keel supports must be placed under bulkheads. Minimum 80% of the weight of the boat must be on his keel. The base of the boat stands must be in line with gunwale of the boat. Add 50% boat stands more and assemble opposite boat stands (starboard - portside) together (chain, strap, crossbar) in case of weather forecast greater than 95 mph - 150 km/h. This cradling recommendation is of an indicative nature: each cradle operator must perform the appropriate cradling, according to his features (height of the wooden blocks to place the keel, weather conditions, ground, material, careening or wintering...)





⚠ The SWL of the block support must be able to take 110% of the weight of the boat. Keel blocking should be distributed to prevent high local loading : Use the number of keel supports and INTERTECK depending of the robustness of the keel of the boat, to avoid pressure on the hull. Minimum 80% of the weight of the boat must be on the keel (except for the Quickpad & Quickrack). The SWL of the boat stands must be able to take minimum 50% of the weight of the boat. Stands & keel supports must be placed under bulkheads. Respect the angle pads instructions. Add 50% boat stands more and assemble opposite boat stands (starboard - portside) together (chain, strap, crossbar) in case of weather forecast greater than 95 mph - 150 km/h. This cradling recommendation is of an indicative nature: each cradle operator must perform the appropriate cradling, according to his features (height of the wooden blocks to place the keel, weather conditions, ground, material, careening or wintering...)

